



**TIGER CUB
SCOUT
HANDBOOK**

1ST GRADE



TIGER



THIS BOOK BELONGS TO



BOY SCOUTS OF AMERICA

My Tiger Trail



Bobcat
(Character & Leadership)



Tigers in the Wild
(Outdoors)



Team Tiger
(Citizenship)



Tiger Bites
(Personal Fitness)





Tiger Circles
(Family & Reverence)



Tiger's Roar
(Personal Safety)



Elective Adventure



Elective Adventure





ATTENTION ADULT PARTNERS

Begin by reading the Adult Partner Guide that came with this Tiger Handbook. The activities in this Tiger Handbook are designed to help introduce topics of Adventures and supplement requirements. Completing the activities in this handbook alone does not meet the requirements for the Cub Scout Adventure or for the Tiger badge of rank.

Contents

My Tiger Trail	1
Bobcat (Character & Leadership)	3
Tigers in the Wild (Outdoors)	13
Tiger Bites (Personal Fitness)	19
Team Tiger (Citizenship)	21
Tiger's Roar (Personal Safety)	23
Tiger Circles (Family & Reverence)	25
Champions for Nature	29
Curiosity, Intrigue, and Magical Mysteries.	31
Designed by Tiger	33
Fish On	34
Floats and Boats	37
Good Knights	40
Let's Camp	41
Race Time	45
Rolling Tigers	47
Safe and Smart	49
Sky is the Limit	52
Stories in Shapes	55
Summertime Fun	58
Tech All Around	59
Tiger Tag	61
Tiger-iffic	62
Tigers in the Water	63
Adventure Tracking	64



Have the members of your den write
their names or initials here.



Bobcat

Trustworthy



Loyal



Helpful



Friendly



Courteous



Kind



Obedient



Cheerful



Thrifty



Brave



Clean



Reverent





Cut out the chatterbox below and fold it with help from your adult partner.

✂

 <p>WOLF</p>	<p>8</p> <p>and morally straight.</p>	<p>1</p> <p>To do my duty</p>	 <p>BEAR</p>
<p>7</p> <p>mentally awake,</p>			<p>2</p> <p>to God</p>
<p>6</p> <p>to keep myself physically strong,</p>			<p>3</p> <p>and my country</p>
 <p>TIGER</p>	<p>5</p> <p>to help other people at all times</p>	<p>4</p> <p>and to obey the Scout Law;</p>	 <p>LION</p>

This page left blank intentionally so
chatterbox on page 5 can be cut out.

Bobcat



Scout sign



Scout salute




Scout handshake



Bobcat

Circle the Scouts who are doing their best.





Color in the Cub Scout motto.





With help from your adult partner,
write the names of five trusted adults.

1.

2.

3.

4.

5.



Bobcat



WOO-HOO!

YAY!

CONGRATULATIONS!

HAS COMPLETED
THE BOBCAT ADVENTURE!




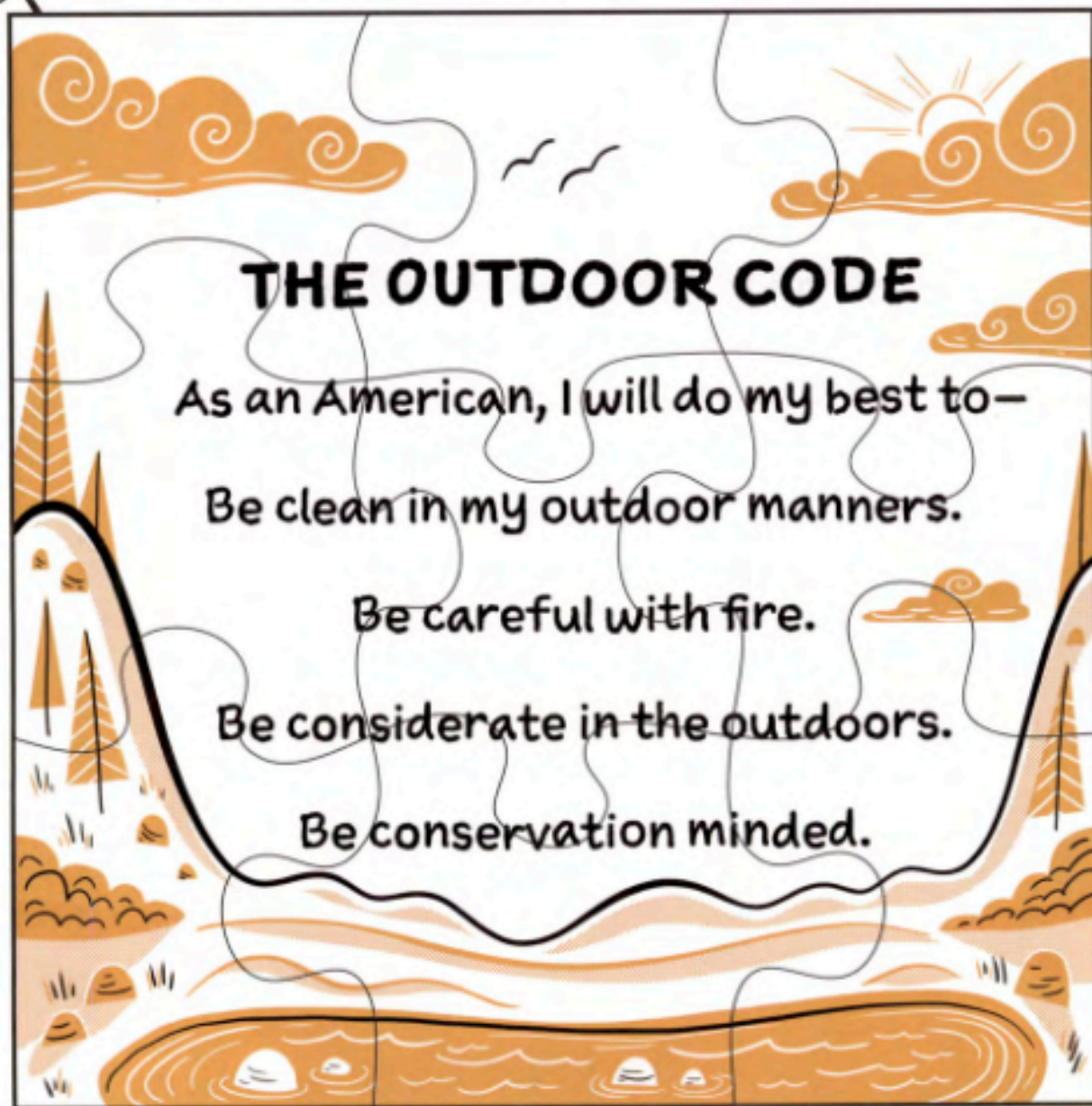
ADULT'S SIGNATURE

This page left blank intentionally so
certificate on page II can be cut out.



First, color the puzzle. Cut out the square, not the individual pieces. Glue the square on to cardboard.

 Then cut out the pieces to make your puzzle.



**This page left blank intentionally so
puzzle on page 13 can be cut out.**

Tigers in the Wild



Can you find these hidden items?



Water
Bottle



First-Aid
Kit



Whistle



Flashlight



Sun
Protection



Trail
Food





Tigers in the Wild

Circle the items below that are natural.





Draw one thing that you saw on your walk that was **NATURAL** and one thing that was **MAN-MADE**.

A large, empty rectangular box with a black border, divided into two horizontal sections by a single line, intended for drawing.






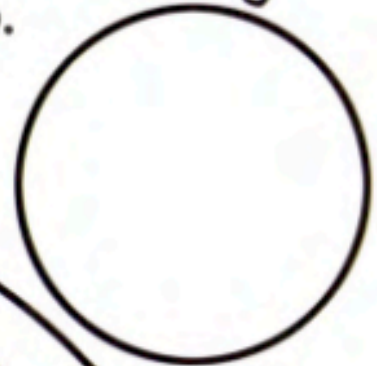
Identify the ways that a tree is helpful by drawing a line from the example to the tree.






In each section of the plate below, draw a favorite food to match the food group.

Dairy






Color the pictures below that show how you get ready for bed.






Draw a circle around the jobs you do to help your family.





Team Tiger

Circle the characters who are being good team players.



Tiger's Roar




Show how you would call for help.


Add important phone numbers for your trusted adults.





Tiger and his buddies got split up. Help him search for them as they use the S.A.W. method to be found.





Draw a picture of your favorite
faith-based holiday or celebration.






Color the characters below.

I show respect by how I ...





Create a cheerful card to give someone. Cut along the solid lines and fold along the dotted line.





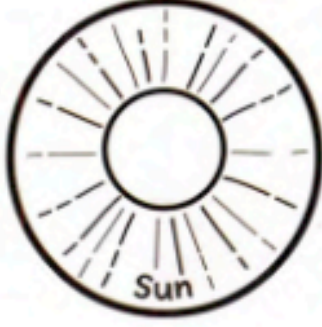
Circle the resources below that are **renewable**.

Place an **X** on the resources that are **non-renewable**.





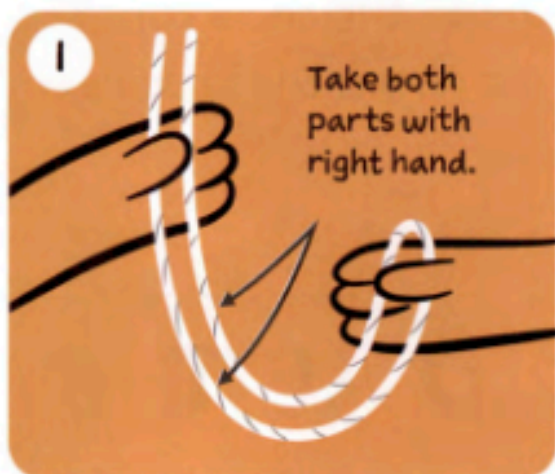
Color all the natural resources below.



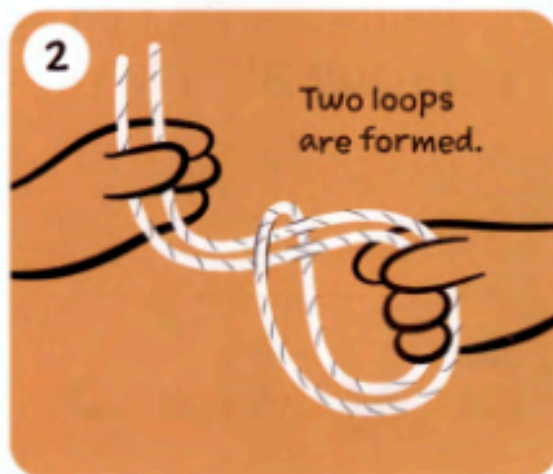
Curiosity, Intrigue, and Magical Mysteries



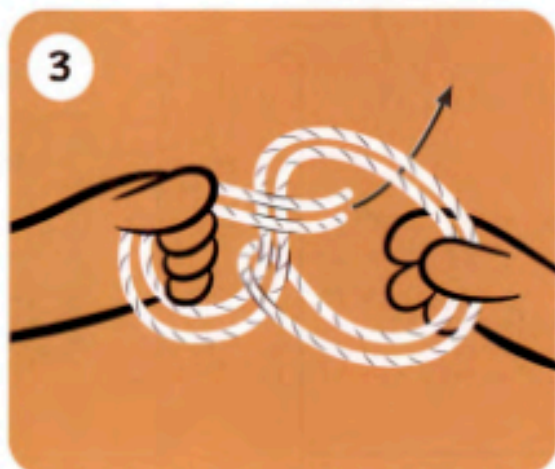
Disappearing Knot



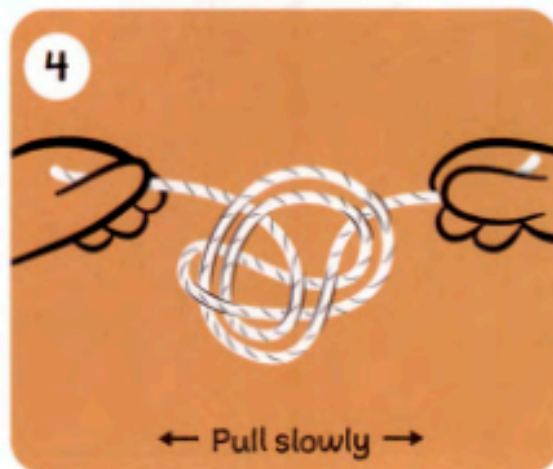
Hold both ends of your 3-foot rope in your left hand. Put your right hand under and through the bend.



Bring your right hand holding the two rope parts back through the bend to make the two loops as shown here.



Put the ends in your left hand through both loops. Let go with the left and take hold of one end.



Take the other end in your right hand and pull the ends apart. When a small knot forms, blow on it and pull the rope straight.



Look at the coded example phrase below. Then, using the pig pen code, write the code for DO YOUR BEST in the spaces above the letters.

L < U V L □ < > V

C U B S C O U T S



Pig Pen Code

A	B	C	J	K	L
D	E	F	M	N	O
G	H	I	P	Q	R
 S T U V 			 W X Y Z 		



D O Y O U R B E S T



Draw a picture of what you want to build.






Match the fish to the body of water where they live.



River



Ocean



Lake



Draw a line from the fishing rule to the matching picture.



Fish with proper adult supervision.



Get permission to fish where you plan to fish.



Check the weather before you go.



Use the buddy system. You must be able to see your buddy.



Give plenty of room to others who are fishing nearby.



Never fish where people are swimming.



Draw a picture of two types of fish you think live in the water where you are going fishing.



1



A large, empty rectangular box with rounded corners, outlined in orange. It is intended for the student to draw the first type of fish. A small orange circle with the number "1" is positioned at the top left corner of the box.

2

A second large, empty rectangular box with rounded corners, outlined in orange. It is intended for the student to draw the second type of fish. A small orange circle with the number "2" is positioned at the top left corner of the box.

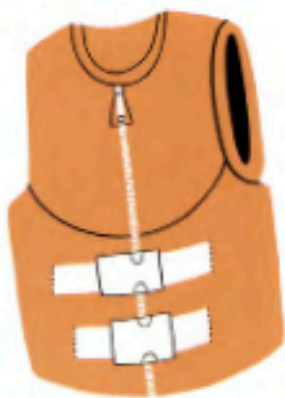
Floats and Boats

Color the different types of boats below.



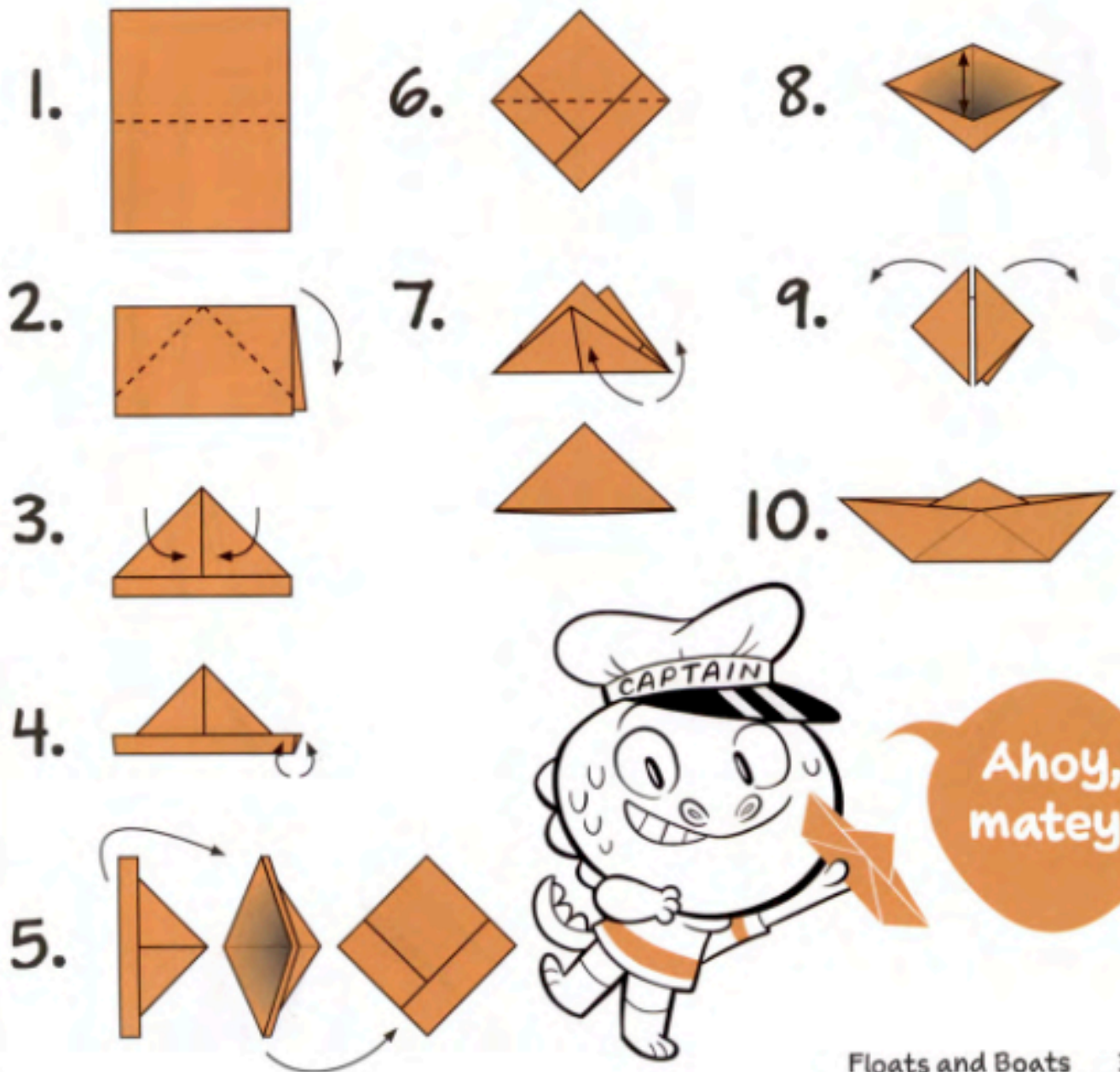


Place an X on the items below that
DO NOT float.





Follow the instructions below to fold an origami boat. Start with an 8½-by-11-inch sheet of paper.



Ahoy, matey!





Good Knights

Decorate your good knight shield.



Let's Camp





Match the Scouts to the weather for which they are dressed.





Circle the Cub Scout Six Essentials.



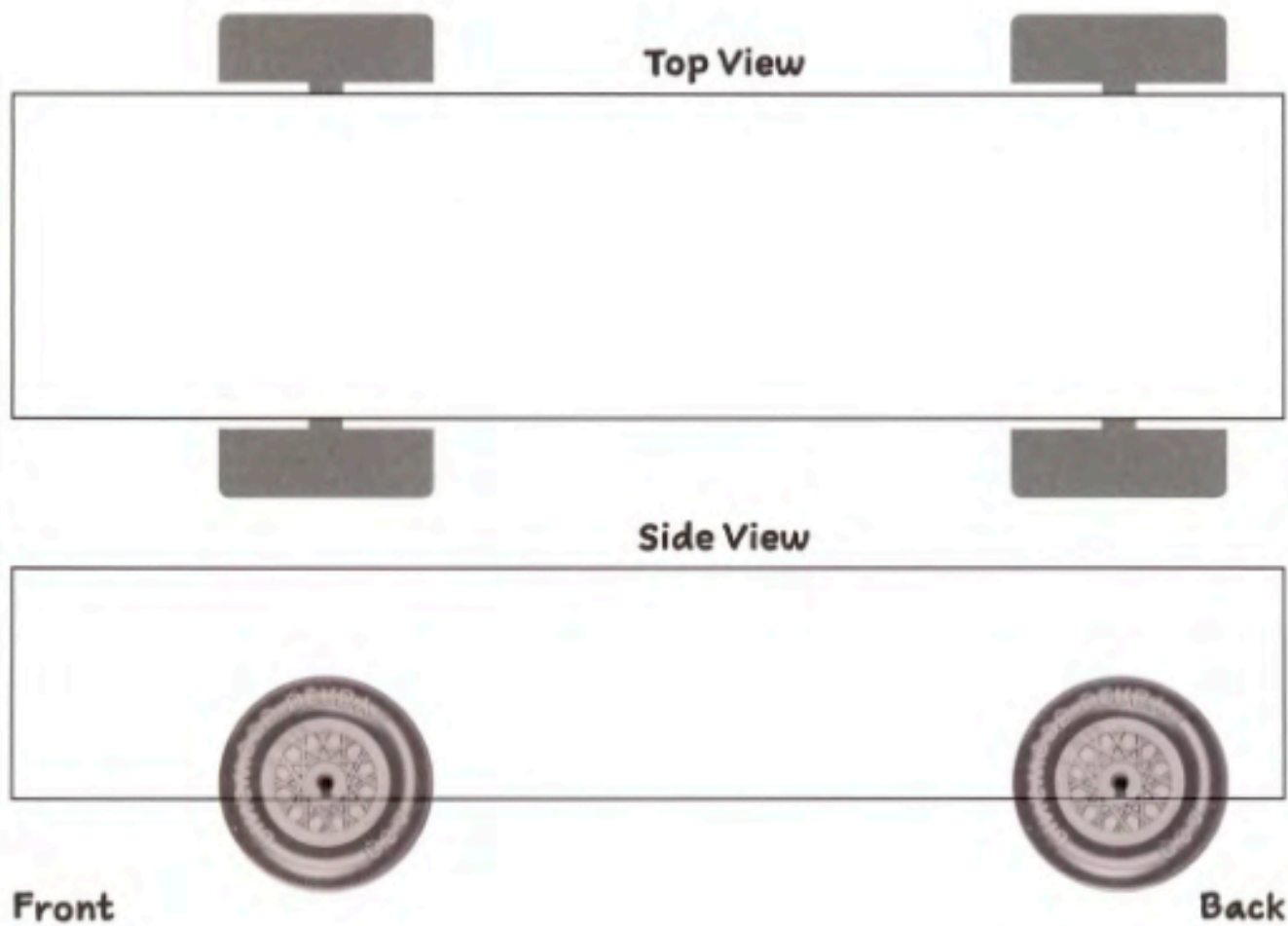


Tear out this page and take it with you on a nature adventure. Get five in a row up and down, side to side or diagonally for BINGO!

 Squirrel	 Butterfly	 Stump	 Nut	 Dog
 Spider Web	 Branch	 Animal Tracks	 Water	 Log
 Bug	 Bird	 Free Space	 Leaf	 Bike
 Worm	 Flower	 Bench	 Rock	 Mushroom
 Cloud	 Acorn	 Pinecone	 Nest	 Sign



Design your Pinewood Derby car on the template below. It's the exact size of the block of wood in your Pinewood Derby kit. Tear out this page and use it to trace your design onto the wood block. A trusted adult can help you cut the wood.






Label the parts of the bike.

Word Box


Handlebar Spoke Frame Seat Tire Pedal





Rolling Tigers

Under each of the locations below,
write **WALK** if you would walk your bike or
RIDE if it is safe to ride your bike.





Fill in the spaces below with your important information.

My Name:

Our Address:



Phone Number:



In an emergency, I dial

911



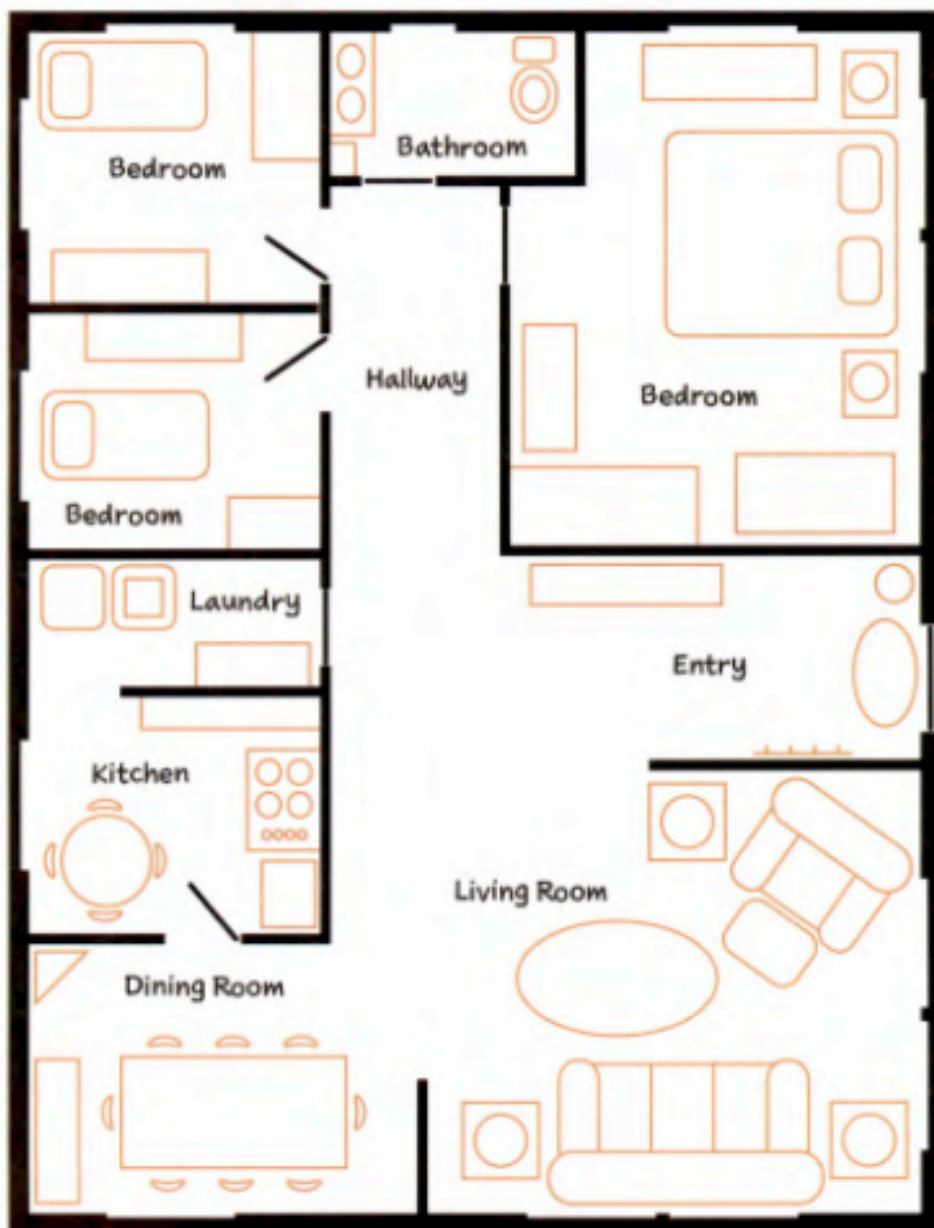


Ask your adult partner to write their phone number in the top row.
Then you copy the number in the bottom row.





Mark on the drawing below where smoke detectors should be placed.





Sky is the Limit

Color the constellations below.



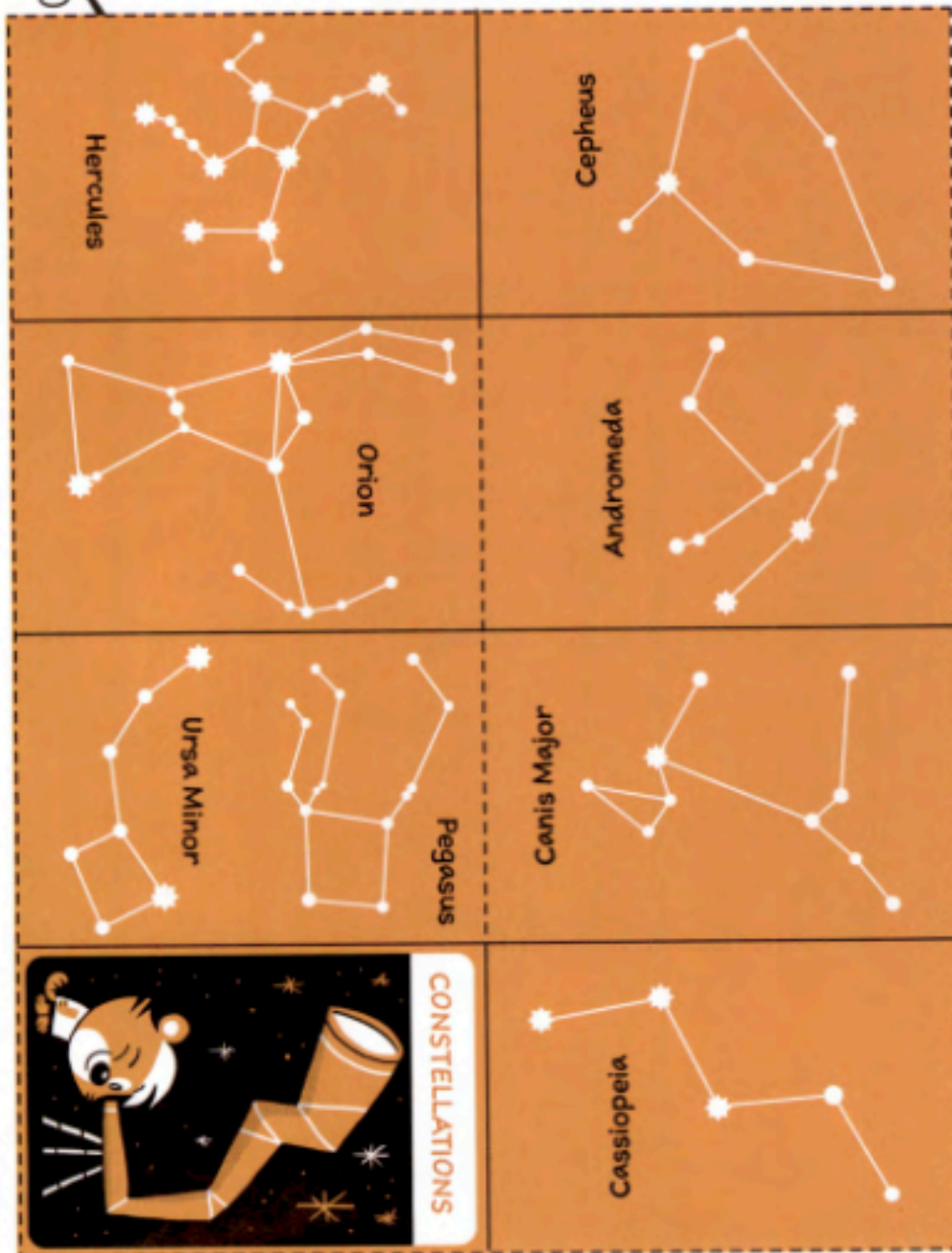
CYGNUS

A line drawing of a swan, representing the constellation Cygnus. The swan is facing right, with its wings spread. Its body is outlined in grey. Several orange stars are connected by thin black lines to form the swan's shape. The name 'CYGNUS' is written in a stylized, orange, uppercase font to the left of the swan. There are several smaller orange stars scattered around the swan.

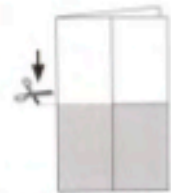
Sky is the Limit



Cut out the booklet below and follow the instructions to fold it.



1. Fold paper on all lines, then open.



2. Fold paper in half, then cut along the dotted line.



3. Open and fold lengthwise.



4. Push in on both ends.

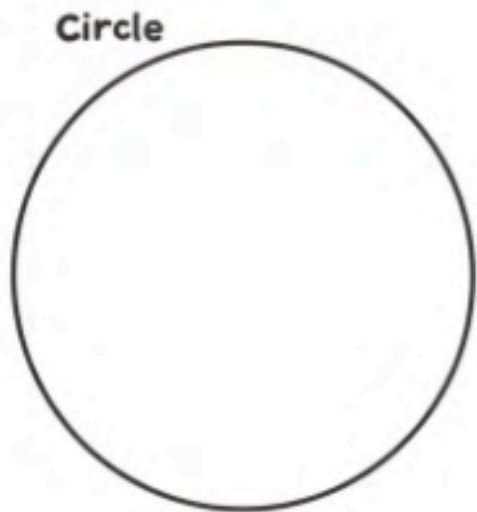


5. Fold the book and close.

**This page left blank intentionally so booklet
on page 53 can be cut out.**

Stories in Shapes

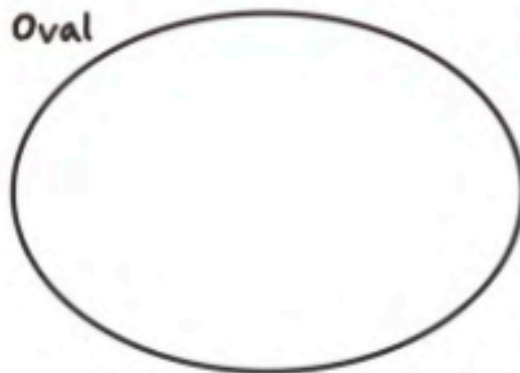
Decorate the shapes then cut them out.
Use them to make a piece of art.



Oblong



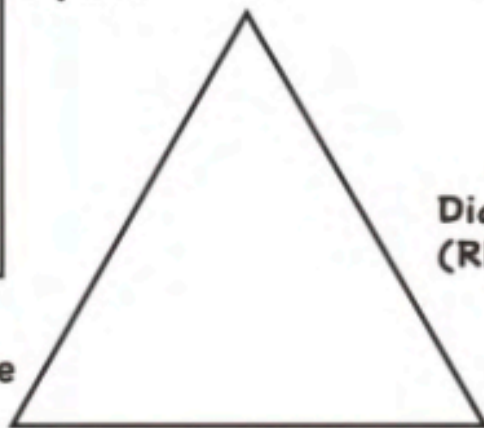
Oval



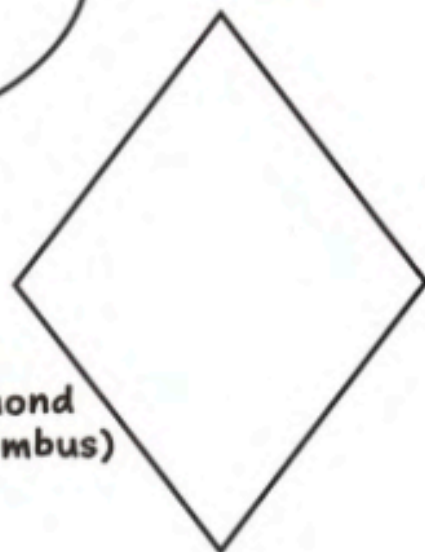
Square



Triangle



Diamond
(Rhombus)



**This page left blank intentionally so shapes
on page 55 can be cut out.**

Stories in Shapes



Do your best to sign your name using sign language.

Sign Language Alphabet






Draw the three things you did
in Cub Scouting during the summer.



Tech All Around




Color the technology you see in each room.
Can you think of more?





Tech All Around

Draw a **smiley face** 😊 next to the activities below that are safe, and a **frowny face** ☹️ next to the activities that are unsafe.





Draw a circle around the pictures below that show good sportsmanship.



Tiger-iffic

Fill in the words below.

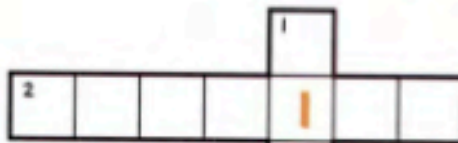
Word list:

adventure camping family fishing friends fun hiking singing



1. Down

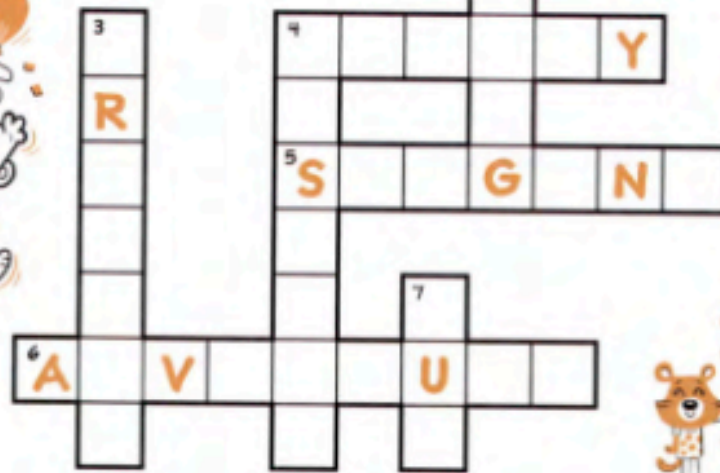
2. Across



3. Down



7. Down



4. Across

6. Across




5. Across



4. Down

Tigers in the Water


Color the picture below that shows everything needed for a safe swimming adventure.





Adventure Tracking

Put a check mark in the box above each Adventure once you complete it.



Bobcat


Tigers in the Wild

Tiger Bites

Team Tiger

Tiger's Roar

Tiger Circles



Champions for Nature

Curiosity, Intrigue, and
Magical Mysteries

Designed by Tiger

Fish On

Floats and Boats

Good Knights

Let's Camp

Race Time



Rolling Tigers

Safe and Smart

Sky is the Limit

Stories in Shapes

Summertime Fun

Tech All Around

Tiger Tag

Tiger-iffic

Tigers in the Water




Archery*

BBs*

Slingshot*

*Range and target sports Adventures are special Adventures that can only be completed at approved events with qualified instructors.



The Outdoor Code

As an American, I will do my best to –

- Be clean in my outdoor manners.
- Be careful with fire.
- Be considerate in the outdoors.
- Be conservation minded.

Leave No Trace Principles For Kids

Know Before You Go
Choose the Right Path
Trash Your Trash
Leave What You Find
Be Careful With Fire
Respect Wildlife
Be Kind to Other Visitors

* The member-driven Leave No Trace Center for Outdoor Ethics teaches people how to enjoy the outdoors responsibly. This copyrighted information has been reprinted with permission from the Leave No Trace Center for Outdoor Ethics: www.LNT.org.

Scout Oath

On my honor I will do my best
To do my duty to God and my country
and to obey the Scout Law;
To help other people at all times;
To keep myself physically strong,
mentally awake, and morally straight.

Scout Law

Trustworthy

Loyal

Helpful

Friendly

Courteous

Kind

Obedient

Cheerful

Thrifty

Brave

Clean

Reverent



Boy Scouts of America
1325 West Walnut Hill Lane
P.O. Box 152079
Irving, Texas 75015-2079
www.scouting.org

SKU 660353



32552 2024 Printing
ISBN 978-0-8395-0109-1